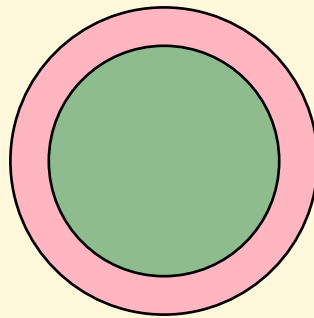


30 Days of Watercolor Sketchbook Prompts

Build Your Creative Habit
One Brushstroke at a Time



www.artsydee.com

Free Printable - For Personal Use Only

How to Use These Prompts

Welcome to your 30-day watercolor journey!

These prompts are designed to help you build a consistent creative practice without the overwhelm.

1. Keep it simple - A basic watercolor set and sketchbook will do.
2. Set a timer - Even 10 minutes counts as practice.
3. Let go of perfection - Ugly paintings are still valuable practice.
4. Go in order or pick randomly - There's no wrong way.
5. Date your pages - You'll love looking back at your progress.

Each prompt includes an example watercolor painting to inspire you.

Remember: your version doesn't need to look like the example.

Make it your own!

Happy painting!

A Single Leaf

Pick one from outside or use a houseplant. Notice the veins and color variations.



Example inspiration - make it your own!

Three Different Flowers


They don't need to be realistic—just capture the basic shapes and colors.



Example inspiration - make it your own!

A Tree Silhouette

Paint just the shape against a simple sky wash.



Example inspiration - make it your own!

Clouds

Wet-on-wet is your friend here. Let the paint do the work.



Example inspiration - make it your own!

A Piece of Fruit

An apple, orange, or lemon—whatever's in your kitchen.



Example inspiration - make it your own!

A Potted Plant

Focus on the pot as much as the plant itself.



Example inspiration - make it your own!

Wildflowers in a Jar

Loose and messy is perfect for this one.



Example inspiration - make it your own!

A Feather

Real or imagined. Play with the soft, wispy edges.



Example inspiration - make it your own!

Mushrooms

Their shapes are so satisfying to paint.



Example inspiration - make it your own!

A Sunset Sky

Just the sky—no landscape needed. Blend warm colors and let them flow.



Example inspiration - make it your own!

Your Coffee or Tea Cup


Paint it while you drink from it. Cozy vibes.



Example inspiration - make it your own!

A Stack of Books

The spines make great practice for straight lines and lettering.



Example inspiration - make it your own!

Your Favorite Shoe

Weird? Maybe. Fun? Definitely.



Example inspiration - make it your own!

Something from Your Desk


Scissors, tape dispenser, pencil cup—mundane objects make great subjects.



Example inspiration - make it your own!

A Candle

Bonus points if it's lit and you paint the warm glow.



Example inspiration - make it your own!

Kitchen Utensils

A wooden spoon, whisk, or spatula. Simple shapes with interesting textures.



Example inspiration - make it your own!

A Bottle or Jar

Glass is tricky but rewarding. Don't overthink the reflections.



Example inspiration - make it your own!

Your Keys

All those little shapes and metallic tones are great practice.



Example inspiration - make it your own!

Paint How You Feel Today

No subject—just colors and shapes that match your mood.



Example inspiration - make it your own!

Color Mixing Practice


Create swatches of every green you can mix from your palette.



Example inspiration - make it your own!

Geometric Shapes

Circles, triangles, squares—painted with loose, watery edges.



Example inspiration - make it your own!

A Gradient

Pick two colors and blend them smoothly across the page.



Example inspiration - make it your own!

Splatter and Drip

Let gravity and chance create the composition.



Example inspiration - make it your own!

Texture Experiments

Try salt, plastic wrap, or sponging. See what happens.



Example inspiration - make it your own!

Something from Your Window View

A tree, building, or patch of sky—whatever you see.



Example inspiration - make it your own!

A Childhood Memory

Paint a toy, food, or place you remember loving.



Example inspiration - make it your own!

A Pattern

Stripes, polka dots, plaid—repeat a simple element across the page.



Example inspiration - make it your own!

Something Blue


Find or imagine a blue subject and explore all its shades.



Example inspiration - make it your own!

A Tiny Landscape

Keep it small—just a few inches. Mountains, water, or a simple horizon.



Example inspiration - make it your own!

Free Choice

You've built the habit. Now paint whatever calls to you.



Example inspiration - make it your own!

Recommended Supplies

Watercolor Sketchbook:

Look for 140 lb paper that can handle water.
I recommend the Tumuarte Watercolor Journal.

Basic Watercolor Set:

The Winsor & Newton Cotman set is perfect for beginners.

Round Brushes:

Sizes 4, 6, and 10 will cover most needs.
Royal & Langnickel Zen brushes are great quality.

Two Water Containers:

One for rinsing, one for clean water.

Find more watercolor resources at:

www.artsydee.com

You Did It!

30 days of showing up for your creativity.
That's something to celebrate!

Share your work: @artsydee

For more watercolor tutorials and templates:

www.artsydee.com