



What to Paint First

A Beginner's Guide to
Easy Watercolor Subjects



Start Here: Best Subjects for Beginners

1.



Simple Fruits & Vegetables

Start with basic shapes. Focus on light, shadow, and color blocking. Great for understanding form.

2.



Everyday Objects (Still Life)

Look around your home. Arrange objects with interesting textures and simple compositions. Practice perspective.

3.



Flowers & Botanicals

Observe natural lines and organic forms. Experiment with layering colors and creating delicate petals.

4.



Landscapes with Big Skies

Capture the feeling of open space. Use broad strokes for the sky and simple shapes for landmasses.


5.




Abstract Shapes & Patterns

Let loose! Explore color combinations, brushwork, and texture without pressure for realism.


Apple Study




Leaf Study



Citrus Study



Flower Study



A watercolor illustration of a wreath. The wreath is composed of various elements: a large green leafy branch on the left, a sprig of small white flowers on the left, a branch with three pears at the top, a branch with two lemons on the right, and a branch with three olives at the bottom right. The background of the wreath is a mix of soft green and warm orange watercolor washes. The text "Now Go Paint!" is written in a brown, cursive script across the center of the wreath.

*Now
Go
Paint!*

Artsydee.com