



*Flower Drawing  
Step-by-Step  
Templates*

*Free Printable  
by Artsydee.com*

# How to Use This Guide




**1. Read through the introduction to understand the core concepts.**

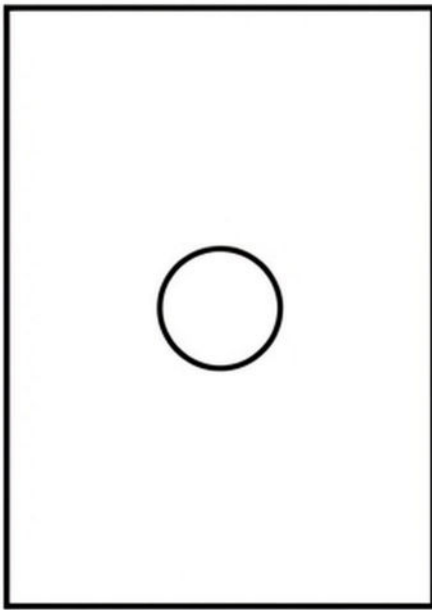


**2. Follow the step-by-step exercises in order, using the provided templates.**

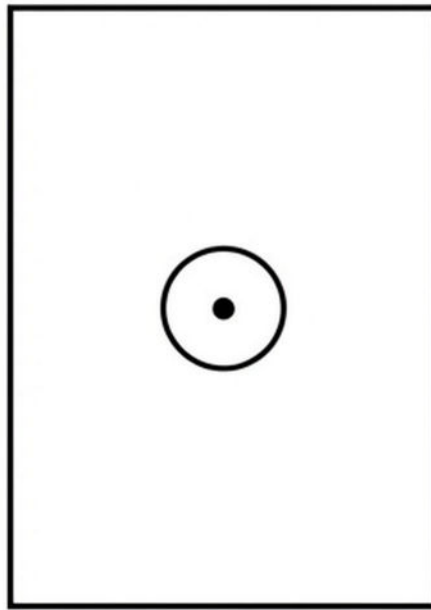


**3. Refer to the glossary and resources section for extra help and inspiration.**







1. Draw center circle.




2. Add center texture.




3. Start with two petals.




4. Add four main petals.




5. Add two more petals.




6. Add two more.



7. Add petals in between.



8. Complete petal circle.

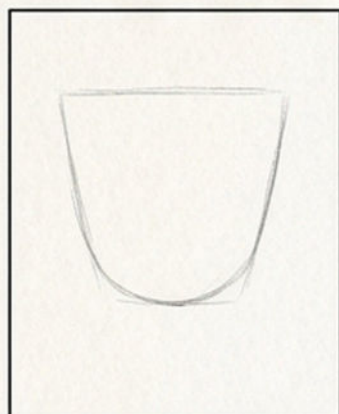


9. Finish with stem and leaves.

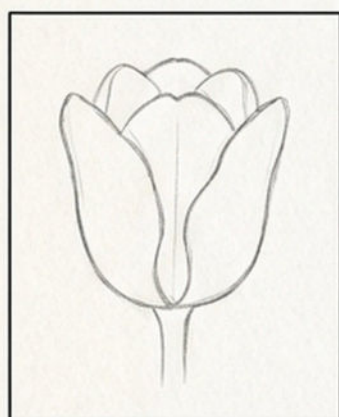
# TULIP DRAWING TEMPLATE:

## Step-by-Step & Shading Guide

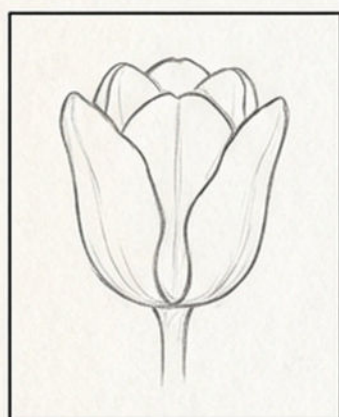
### SHAPE BREAKDOWN



1. Basic Shapes



2. Refine Petals

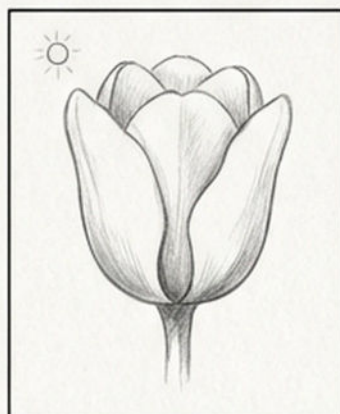


3. Add Details

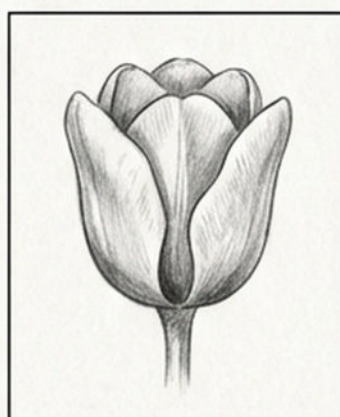


4. Final Line Art

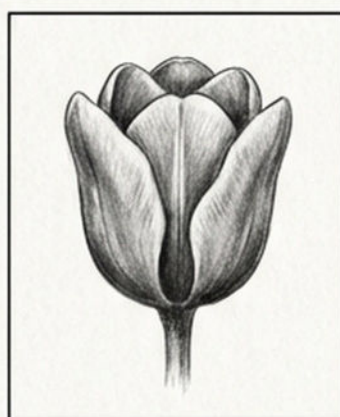
### SHADING GUIDE



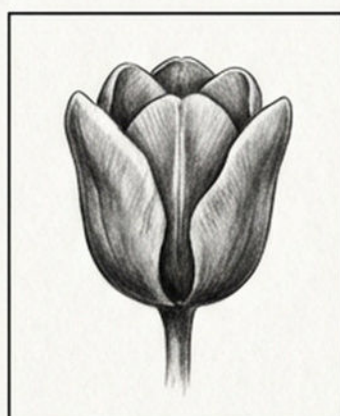
1. Light Source & Base




2. Mid-tones & Texture



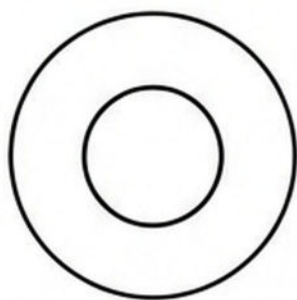
3. Deepen Shadows




4. Final Realistic Tulip



**STEP 1:** Draw a small circle for the center



**STEP 2:** Add an outer circle



**STEP 3:** Sketch first layer of petals around the center




**STEP 4:** Add second layer of petals



**STEP 5:** Detail the center with cross-hatching




**STEP 6:** Erase guide lines and add stem.



**FINAL DRAWING**

Artsydee.com



# Happy Creating!

[artsydee.com](https://artsydee.com)



[pinterest.com/artsydee](https://pinterest.com/artsydee)



[youtube.com/@artsydee](https://youtube.com/@artsydee)

Enjoyed this guide?

## Want More Like This?

### Join My Patreon!

- \* Exclusive tutorials & templates
  - \* Monthly art resources
- \* Full printable library access
- \* Behind-the-scenes content
- \* Early access to new guides

[patreon.com/Artsydee](https://patreon.com/Artsydee)

Your support helps me create more free resources like this one!

Thank you for being part of  
the Artsydee community!

## Flower Drawing Template Pack

---

# Thank You!

Thank you for downloading this free resource. I hope it helps you on your creative journey!

---

## Let's Stay Connected!

### **Pinterest**

Discover pins & inspiration

[pinterest.com/artsydee](https://pinterest.com/artsydee)

### **YouTube**

Watch tutorials & speed paints

[youtube.com/@artsydee](https://youtube.com/@artsydee)

### **Website**

Read blog posts & grab freebies

[artsydee.com](https://artsydee.com)

### **Patreon**

Get exclusive art resources

[patreon.com/Artsydee](https://patreon.com/Artsydee)

Happy creating!

**Dee x**

© Artsydee.com | For personal use only