

A decorative border of watercolor flowers and foliage in shades of blue, pink, and green, with gold leaf accents, framing the central text.

Loose Technique Practice Sheets

*Free Printable
by [Artsydee.com](https://www.artsydee.com)*

How to Use This Guide

1



Read through the sections in order, starting with the introduction. Follow the step-by-step prompts.

2



Use the provided templates and worksheets to practice the concepts. Don't skip the exercises!

3



Reflect on your progress and apply the techniques to your own creative projects. Experiment!

Artsydee.com

WATERCOLOR SALT TEXTURE EFFECTS PRACTICE SHEET


STEP 1: Wet Wash



STEP 2: Sprinkle Salt



STEP 3: Let Dry



STEP 4: Remove Salt




PRACTICE AREA

PRACTICE SHEET: LOOSE LANDSCAPE WASHES & HORIZON LINES

HORIZONTAL WASHES



HORIZON LINE VARIATIONS



GRADATED WASHES




PRACTICE SPACE



Experiment with washes and horizon lines here

ABSTRACT WATERCOLOR PRACTICE



Watercolor Practice: Loose Cloud & Sky Techniques

Wet-on-Wet & Wet-on-Dry Examples & Practice

WET-ON-WET EXAMPLES (Soft Edges)



Soft Cumulus

Apply clear water, then drop in diluted blue and gray while still wet.



Wispy Cirrus

Use a fine brush on damp paper for soft, sweeping lines.



Graduated Sky Wash

Pre-wet paper, then apply horizontal strokes of decreasing pigment.

WET-ON-DRY & COMBINATION (Defined Edges)



Defined Clouds with Soft Base







Paint cloud shape on dry paper, then soften bottom edge with water.



Layered Sky & Glazing

Allow first wash to dry completely before applying subsequent, lighter layers.

PRACTICE AREA: Try Your Techniques Here!



Happy Creating!

artsydee.com

 [pinterest.com/artsydee](https://www.pinterest.com/artsydee)  [youtube.com/@artsydee](https://www.youtube.com/@artsydee)

Enjoyed this guide?

Want More Like This?

Join My Patreon!

- * Exclusive tutorials & templates
 - * Monthly art resources
- * Full printable library access
- * Behind-the-scenes content
- * Early access to new guides

patreon.com/Artsydee

Your support helps me create more free resources like this one!

Thank you for being part of
the Artsydee community!

Thank You!

Thank you for downloading this free resource. I hope it helps you on your creative journey!

Let's Stay Connected!

Pinterest

Discover pins & inspiration

pinterest.com/artsydee

YouTube

Watch tutorials & speed paints

youtube.com/@artsydee

Website

Read blog posts & grab freebies

artsydee.com

Patreon

Get exclusive art resources

patreon.com/Artsydee

Happy creating!

Dee x