A decorative border of watercolor flowers and foliage surrounds the text. The flowers are in shades of purple, pink, and blue, with green leaves and stems. The background is a light, textured white.

Watercolor Practice Test Sheets

Free Printable
by [Artsydee.com](https://www.artsydee.com)

How to Use This Guide

1.

Read Through Entirely

Start by reading the complete guide to understand the full scope of the content. Familiarize yourself with the flow and key sections before diving into specific exercises. This gives you a big-picture view.



2.

Engage with the Prompts

Actively participate in the prompts and questions provided. Use a dedicated notebook or digital document to record your thoughts and responses. Don't rush; take your time to reflect deeply.



3.

Apply the Techniques

Incorporate the suggested techniques and exercises into your routine. Experiment with different approaches to find what works best for you. Consistent practice is key to seeing progress.



4.

Reflect and Adjust

Regularly review your progress and adjust your approach as needed. Be open to change and learning from your experiences. Your journey is unique, so adapt the guide to fit your needs.



ARTSCROLL PRACTICE TEST: FLAT WASH

INSTRUCTIONS:

Apply a single, continuous flat wash of water or watercolor across the entire area to test paper absorbency and evenness. Observe for consistent color, no streaks, and uniform drying.

FLAT WASH TEST AREA



WET-ON-WET BLENDING TEST

Check how paper handles colour flow.

Apply water to area, then add colours to check flow and diffusion.



GRANULATION PRACTICE TEST SHEET

Instructions: Use this area to test how pigment settles on different paper textures. Observe the separation of pigment particles for granulation effects. Apply washes in the boxes below.

GRANULATION TEST AREA

CONTROL
(SMOOTH PAPER)

PIGMENT USED: _____

HEAVY WASH
(COLD PRESS)

PIGMENT USED: _____

WET-ON-WET
(ROUGH)

PIGMENT USED: _____

WET-ON-WET
(ROUGH)

PIGMENT USED: _____

WET-ON-DRY
(COLD PRESS)

PIGMENT USED: _____

**SALT RESIST
EFFECT**

PIGMENT USED: _____

Observe: Note settling, texture visibility, and particle separation. Compare results.

PAINT LIFTING PRACTICE TEST

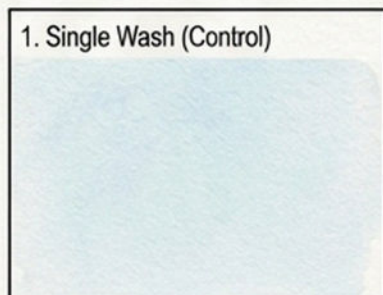
Instructions: Apply paint to designated areas, allow to dry completely, then test lifting using tape or other method. Record observations.

LIFTING TEST AREA						
TEST #	PAINT TYPE / MEDIUM	APPLICATION METHOD	DRYING TIME	LIFTING METHOD	LIFTING RESULT (Scale 1-5)	NOTES / OBSERVATIONS
1						
2						
3						
4						
5						
6						
7						
8						
9						
10						
11						
12						
13						
14						
15						


ADDITIONAL NOTES

PRACTICE TEST SHEET: Layering & Glazing Durability


Purpose: To assess paper integrity under multiple watercolor washes. Apply layers of color, allowing each to dry completely. Then, apply glazes over dried layers to check for lifting, pilling, and buckling. Note observations.




Notes:



Notes:



Notes:



Notes:



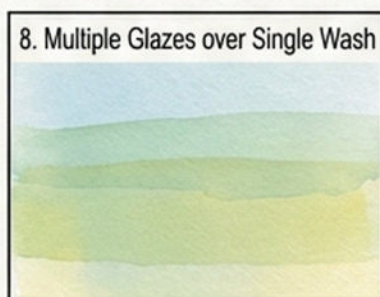
Notes:



Notes:



Notes:



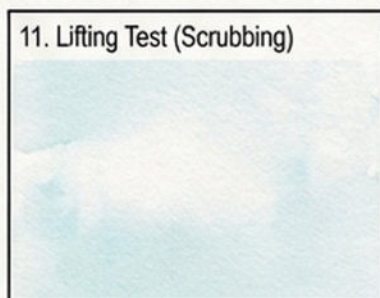
Notes:



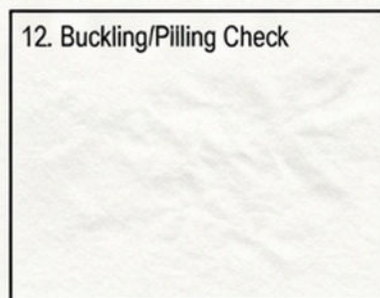
Notes:



Notes:











Notes:



Notes:

PRACTICE TEST SHEET


DETAIL WORK TEST AREA: FINE LINE EXERCISES FOR PAPER SMOOTHNESS



*The quick brown fox jumps over the lazy dog.
Pack my box with five dozen liquor jugs.
Sphinx of black quartz, judge my vow.*

*The quick brown fox jumps over the lazy dog.
Pack my box with five dozen liquor jugs.
The quick brown fox jumps over the lazy dog.
Pack my box with five dozen liquor jugs.
Sphinx of black quartz, judge my vow.*

*The quick brown fox jumps over the lazy dog.
Pack my box with five dozen liquor jugs.
The quick brown fox jumps over the lazy dog.
Pack my box with five dozen liquor jugs.
Sphinx of black quartz, judge my vow.*



Want More Like This?

Join the Artsydee Creations Club



- New resources added every week



- Instant access to 500+ templates, brushes and printables



- Watercolor templates, Procreate tools, junk journal kits and more



- Just 8 pounds per month or save with the annual plan

Join at payhip.com/Artsydee

Artsydee.com



Happy Creating!

[artsydee.com](https://www.artsydee.com)

 [pinterest.com/artsydee](https://www.pinterest.com/artsydee)

 [youtube.com/@artsydee](https://www.youtube.com/@artsydee)

Enjoyed this guide?

Want More Like This?

Join My Patreon!

- * Exclusive tutorials & templates
 - * Monthly art resources
- * Full printable library access
- * Behind-the-scenes content
- * Early access to new guides

patreon.com/Artsydee

Your support helps me create more free resources like this one!

Thank you for being part of
the Artsydee community!

Thank You!

Thank you for downloading this free resource. I hope it helps you on your creative journey!

Let's Stay Connected!

Pinterest

Discover pins & inspiration

pinterest.com/artsydee

YouTube

Watch tutorials & speed paints

youtube.com/@artsydee

Website

Read blog posts & grab freebies

artsydee.com

Patreon

Get exclusive art resources

patreon.com/Artsydee

Happy creating!

Dee x