

The image is a decorative cover for 'Watercolour Palette Planning Sheets'. It features a central title in a mix of blue and gold cursive fonts. Below the title, the text 'Free Printable by Artsydee.com' is written in a simple black serif font. The background is a light cream color, adorned with various watercolor illustrations: flowers in shades of blue, purple, pink, and gold; paint palettes; brushes; and scattered paint splatters and washes. The overall aesthetic is artistic and elegant.


Watercolour Palette Planning Sheets

Free Printable
by
[Artsydee.com](https://www.artsydee.com)

How to Use This Guide

1

Read and Follow Sections.



Start with the introductory material and progress through each section sequentially. The guide is structured to build your knowledge step-by-step for optimal learning and application. Take notes and highlight key concepts as you go.

Complete Activities & Checklists.

2

Engage with the interactive exercises and practical checklists provided within each chapter. These are designed to reinforce your understanding and provide tangible results. Don't skip the hands-on tasks!



3

Reflect and Apply to Your Projects.



After completing a section, take time to reflect on how the information applies to your specific goals. Use the provided reflection questions and templates to plan and implement your new skills in real-world scenarios.

WARM PALETTE PLANNING SHEET



Colour Name

Mixing Notes



Colour Name

Mixing Notes



Colour Name

Mixing Notes



Colour Name

Mixing Notes



Colour Name

Mixing Notes



Colour Name

Mixing Notes



Colour Name

Mixing Notes



Colour Name

Mixing Notes



Colour Name

Mixing Notes



Colour Name

Mixing Notes



Colour Name

Mixing Notes



Colour Name

Mixing Notes

Nature-Inspired Palette Planning Sheet

<p>SWATCHES</p> 	<p>Colour Name</p> <hr/> <hr/>	<p>Mixing Notes</p> <hr/> <hr/> <hr/>
---	--------------------------------	---------------------------------------

<p>SWATCHES</p> 	<p>Colour Name</p> <hr/> <hr/>	<p>Mixing Notes</p> <hr/> <hr/> <hr/>
---	--------------------------------	---------------------------------------

<p>SWATCHES</p> 	<p>Colour Name</p> <hr/> <hr/>	<p>Mixing Notes</p> <hr/> <hr/> <hr/>
--	--------------------------------	---------------------------------------

<p>SWATCHES</p> 	<p>Colour Name</p> <hr/> <hr/>	<p>Mixing Notes</p> <hr/> <hr/> <hr/>
---	--------------------------------	---------------------------------------

<p>SWATCHES</p> 	<p>Colour Name</p> <hr/> <hr/>	<p>Mixing Notes</p> <hr/> <hr/> <hr/>
---	--------------------------------	---------------------------------------

<p>SWATCHES</p> 	<p>Colour Name</p> <hr/> <hr/>	<p>Mixing Notes</p> <hr/> <hr/> <hr/>
---	--------------------------------	---------------------------------------

PALETTE PLANNING SHEET

COLOUR NAME



--	--	--	--	--	--

MIXING NOTES

MIXING NOTES

COLOUR NAME



--	--	--	--	--	--

MIXING NOTES

MIXING NOTES

COLOUR NAME



--	--	--	--	--	--

MIXING NOTES

MIXING NOTES

COLOUR NAME




--	--	--	--	--	--

MIXING NOTES

MIXING NOTES

COLOUR NAME



--	--	--	--	--	--

MIXING NOTES

MIXING NOTES

PORTRAIT SKIN TONE PALETTE PLANNER

BASE TONES

Light	Medium-Light	Medium	Medium-Dark	Dark
Colour Name:	Colour Name:	Colour Name:	Colour Name:	Colour Name:
Mixing Notes:	Mixing Notes:	Mixing Notes:	Mixing Notes:	Mixing Notes:
_____	_____	_____	_____	_____
_____	_____	_____	_____	_____
_____	_____	_____	_____	_____

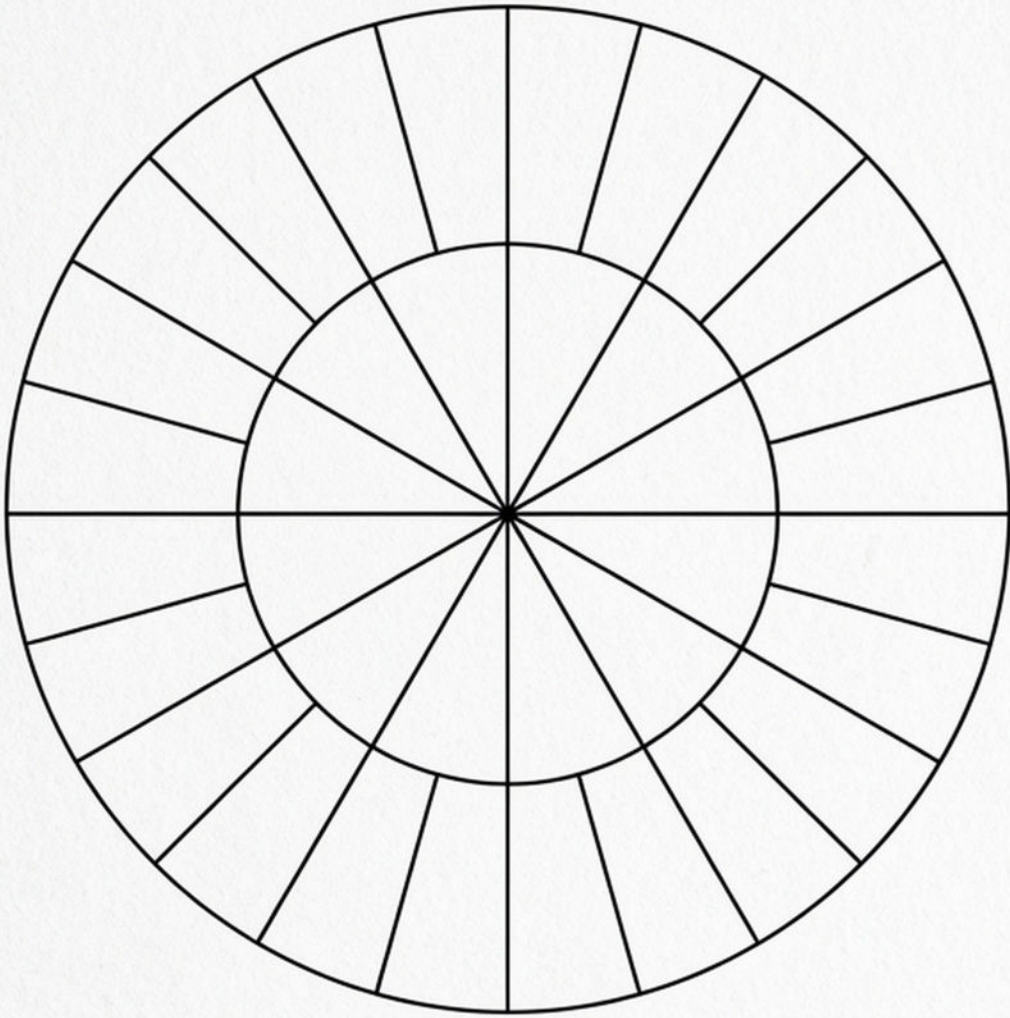
UNDERTONES

Cool (Pink/Blue)	Warm (Yellow/Golden)	Neutral (Balanced)	Olive (Green)	Peach/Red
Colour Name:	Colour Name:	Colour Name:	Colour Name:	Colour Name:
Mixing Notes:	Mixing Notes:	Mixing Notes:	Mixing Notes:	Mixing Notes:
_____	_____	_____	_____	_____
_____	_____	_____	_____	_____
_____	_____	_____	_____	_____

HIGHLIGHTS & SHADOWS

Highlight	Mid-tone Shadow	Deep Shadow	Reflected Light
Colour Name:	Colour Name:	Colour Name:	Colour Name:
Mixing Notes:	Mixing Notes:	Mixing Notes:	Mixing Notes:
_____	_____	_____	_____
_____	_____	_____	_____
_____	_____	_____	_____

GENERAL MIXING NOTES & OBSERVATIONS







MIXING EXPERIMENT GRID

PRIMARY 1	PRIMARY 2	SECONDARY	TERTIARY	TINT (+WHITE)	TOPE (+GREY)	SHADE (+BLACK)



Want More Like This?

Join the Artsydee Creations Club

-  New resources added every week
-  Instant access to 500+ templates, brushes and printables
-  Watercolor templates, Procreate tools, junk journal kits and more
-  Just 8 pounds per month or save with the annual plan

Join at payhip.com/Artsydee

Artsydee.com



**YOU DID IT!
HAPPY
CREATING!**

artsydee.com

 pinterest.com/artsydee

 youtube.com/@artsydee

Enjoyed this guide?

Want More Like This?

Join My Patreon!

- * Exclusive tutorials & templates
 - * Monthly art resources
- * Full printable library access
- * Behind-the-scenes content
- * Early access to new guides

patreon.com/Artsydee

Your support helps me create more free resources like this one!

Thank you for being part of
the Artsydee community!

Thank You!

Thank you for downloading this free resource. I hope it helps you on your creative journey!

Let's Stay Connected!

Pinterest

Discover pins & inspiration

pinterest.com/artsydee

YouTube

Watch tutorials & speed paints

youtube.com/@artsydee

Website

Read blog posts & grab freebies

artsydee.com

Patreon

Get exclusive art resources

patreon.com/Artsydee

Happy creating!

Dee x