Simple Animal Drawing Templates

Free Printable by Artsydee.com



How to Use This Guide



Read Thoroughly

Review all sections carefully. Familiarize yourself with the layout, icons, and key terms to maximize understanding and application.



Complete Exercises

Engage with the prompts and activities provided. These are designed to reinforce your learning and provide practical experience.



Reflect & Apply

Take time to internalize the information. Consider how the concepts relate to your own projects and implement them progressively.

Step-by-Step Cat Drawing Guide

Step 1: Basic Shapes

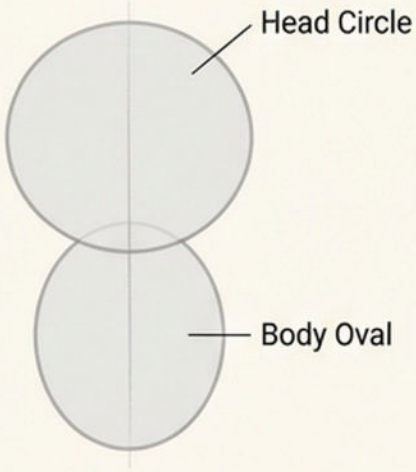

Step 2: Ears & Facial Guidelines

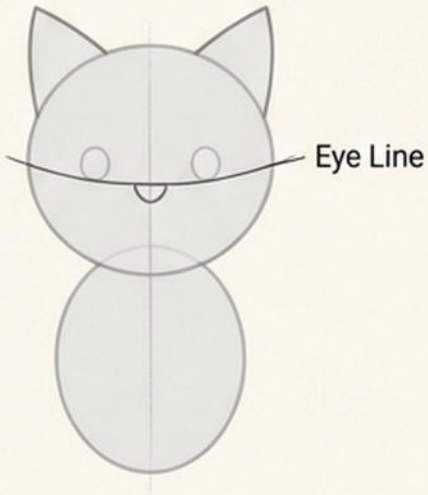

Step 3: Facial Features & Legs



Step 4: Body Outline & Tail



Step 5: Refine Details



Step 6: Final Drawing



LEARN TO DRAW A DOG: BASIC SHAPES GUIDE

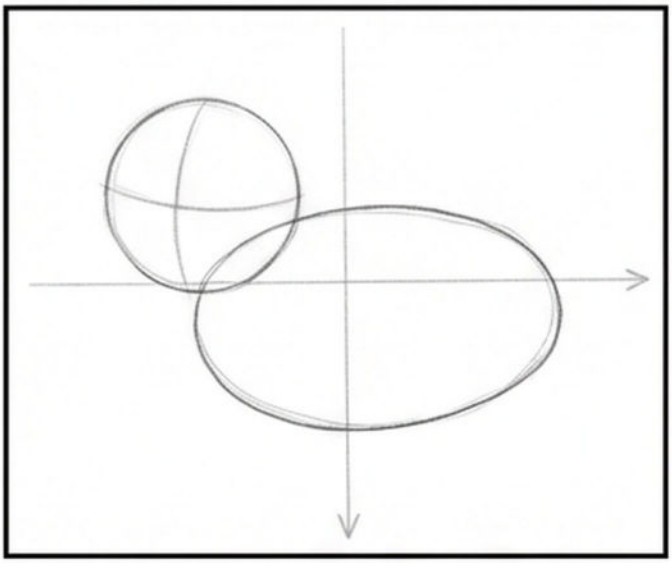

STEP 1: HEAD & BODY

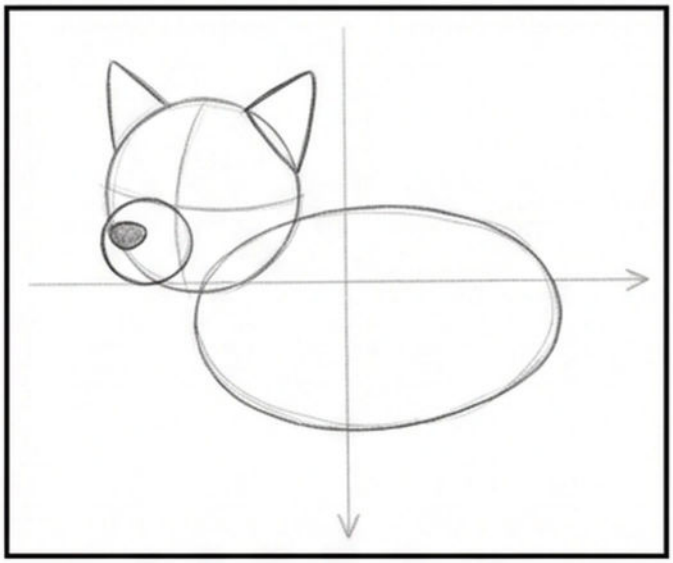

STEP 2: SNOUT & EARS

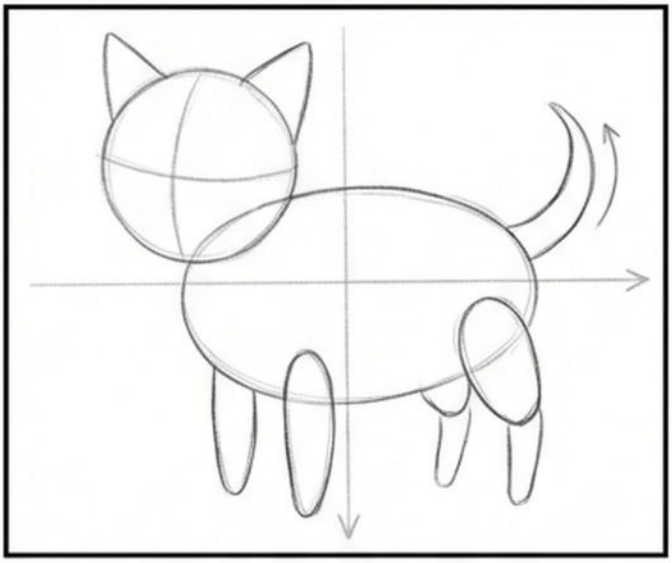

STEP 3: LEGS & TAIL

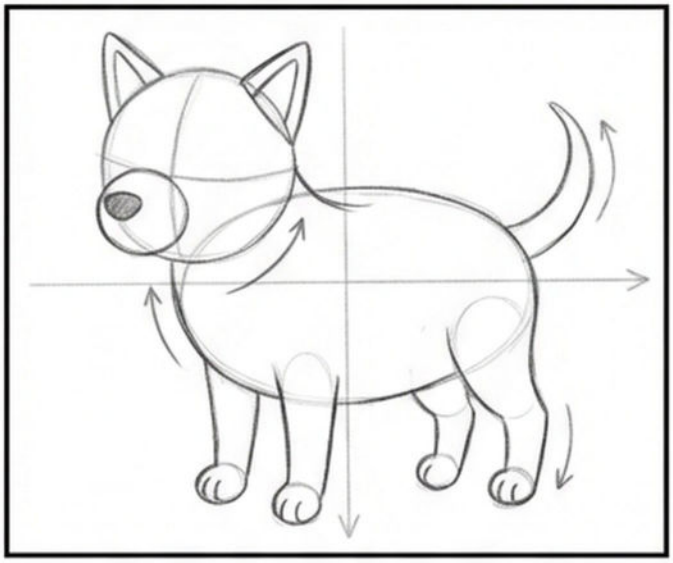

STEP 4: PAWS & DETAILS



STEP 5: FACE & FUR



STEP 6: FINAL DRAWING

Bird Drawing Guide: Circles & Triangles

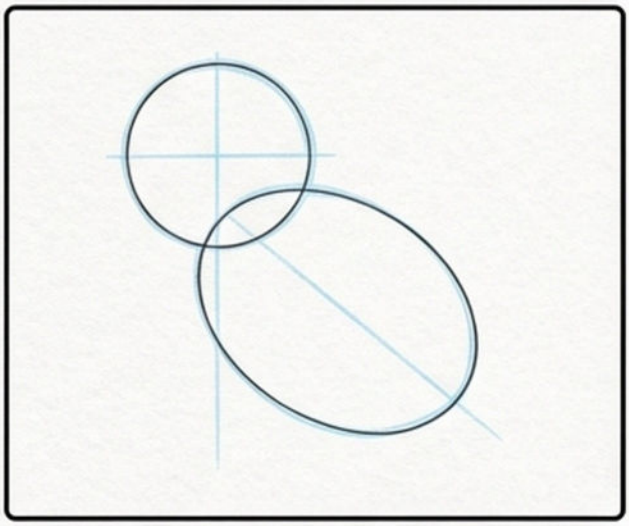

1. Start with Shapes

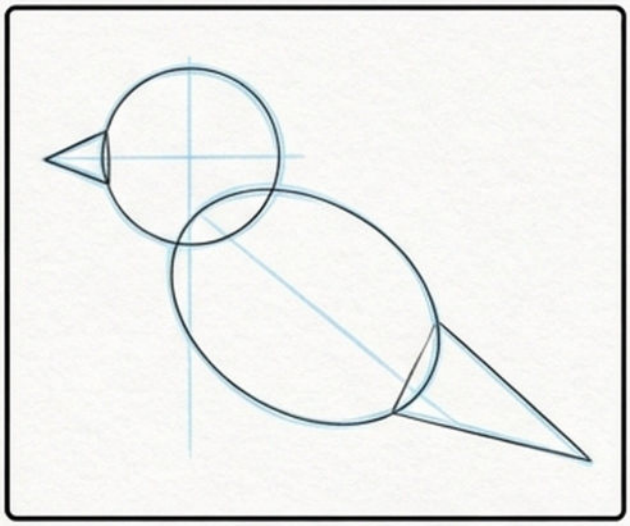

2. Add Beak & Tail



3. Connect & Refine



4. Legs & Details



5. Final Outline



6. Color (Optional)

Artsydee.com

HOW TO DRAW A FLUFFY RABBIT - STEP-BY-STEP GUIDE & TEXTURE TIPS

1. Basic Shapes



1. Basic Shapes

2. Add Details



2. Add Details

3. Define Outline



3. Define Outline

4. Add Fur Texture

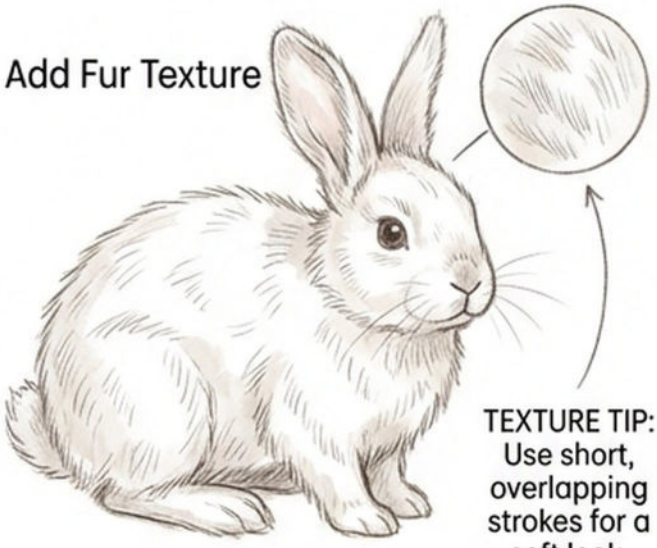

4. Add Fur Texture



5. Shade & Refine

6. Final Fluff



FINISHED FLUFFY RABBIT!

HOW TO DRAW A FISH

1)

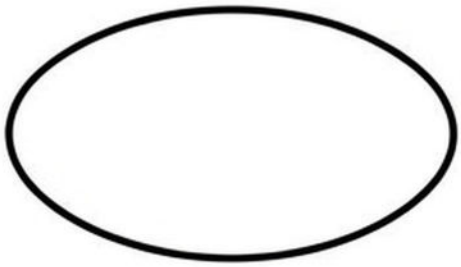

2)

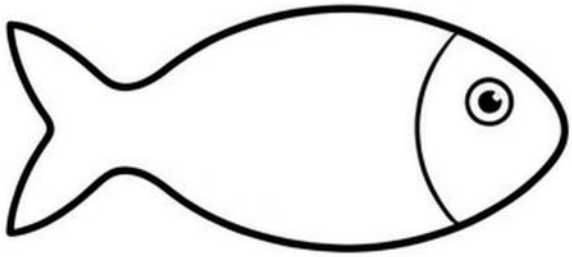

3)



4)



5)



6)



BUTTERFLY DRAWING GUIDE

STEP 1: Simple Shapes.



STEP 2: Define Outlines.

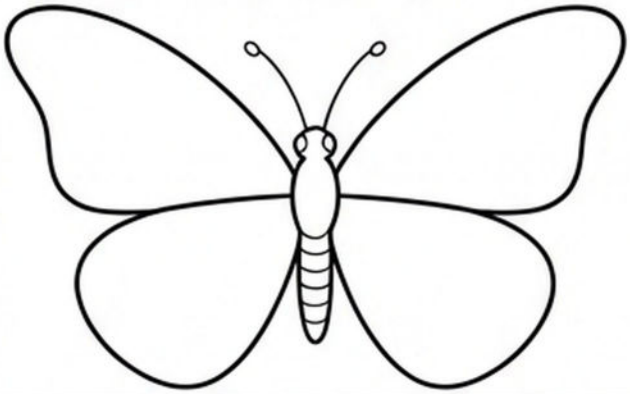

STEP 3: Add Wing Veins.



STEP 4: Create Pattern Sections.



STEP 5: Fill in Details.



STEP 6: Finalize and Color.



SYMMETRICAL WING PATTERNS: PRACTICE HERE!





Artsydee.com


HAPPY CREATING!
artsydee.com
pinterest.com/artsydee
youtube.com/@artsydee

Enjoyed this guide?

Want More Like This?

Join My Patreon!

* Exclusive tutorials & templates
* Monthly art resources
* Full printable library access
* Behind-the-scenes content
* Early access to new guides

patreon.com/Artsydee

Your support helps me create more free resources like this one!

Thank you for being part of
the Artsydee community!

Thank You!

Thank you for downloading this free resource. I hope it helps you on your creative journey!

Let's Stay Connected!

Pinterest — pinterest.com/artsydee
Discover pins & inspiration

YouTube — youtube.com/@artsydee
Watch tutorials & speed paints

Website — artsydee.com
Read blog posts & grab freebies

Patreon — patreon.com/Artsydee
Get exclusive art resources

Happy creating!

Dee x

© Artsydee.com | For personal use only

Animal Proportions Cheat Sheet

Free Printable by Artsydee.com



How to Use This Guide

Step 1: Read Introduction.

Begin by reviewing the introductory section for context and background information.



Step 2: Follow Chronologically.

Move through the guide in sequential order to understand the full process and progression.



Step 3: Complete Exercises.

Apply the concepts by engaging with the provided exercises and reflection prompts.



CANINE PROPORTIONS GUIDE:
Head-to-Body & Breed Variations

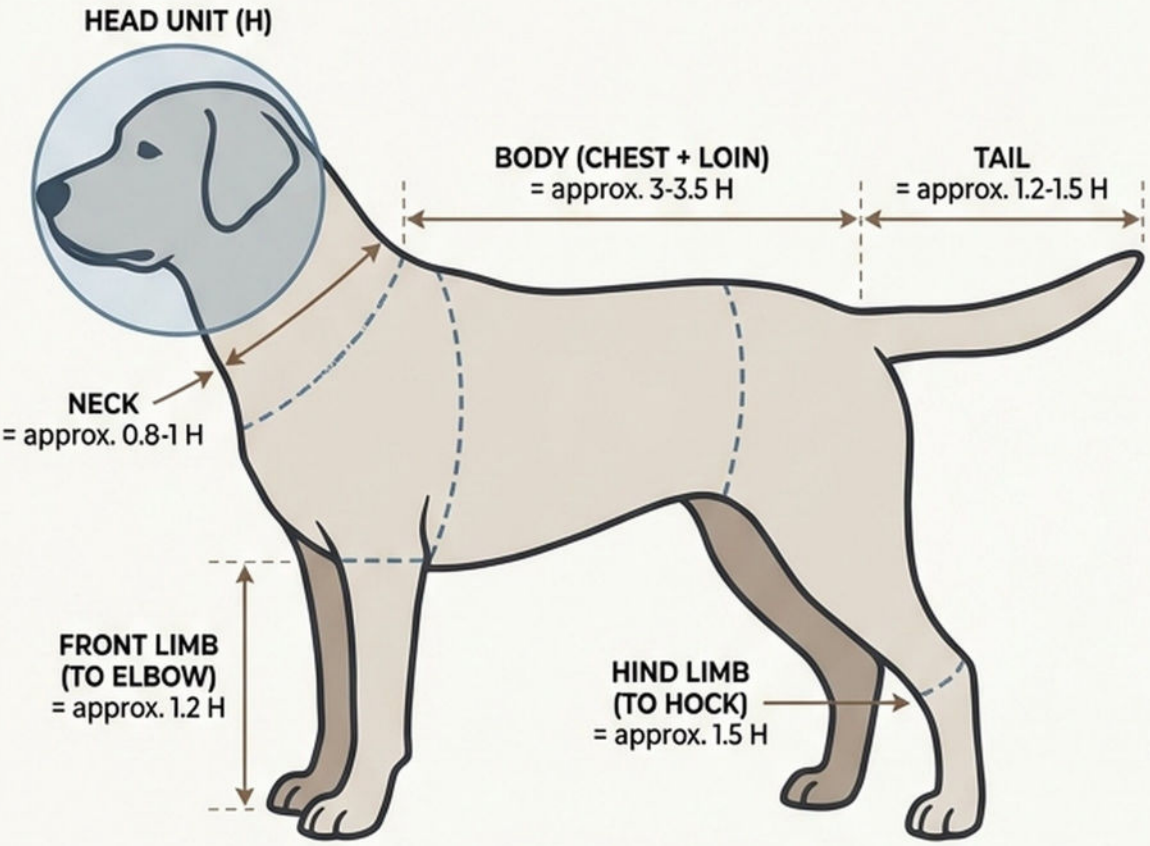

Measurements are approximate and vary by breed type.

HEAD-TO-BODY RATIO DIAGRAMS

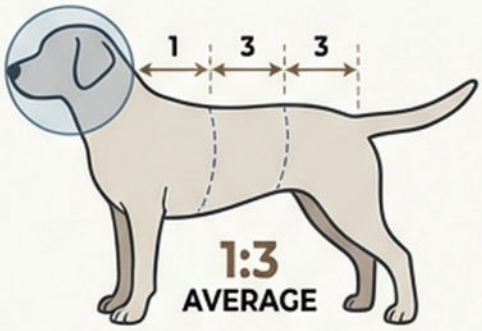

BALANCED RATIO
(e.g., Beagle, Lab)

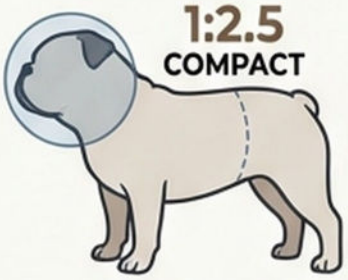

COMPACT RATIO
(e.g., Bulldog, Pug)

BREED VARIATION NOTES



LONG & LOW
(e.g., Dachshund, Corgi)

Elongated body (4-5 H), shorter limbs. Emphasize spinal length.



SIGHTHOUND
(e.g., Greyhound, Saluki)

Deep chest, tucked abdomen. Very long, slender limbs (>1.5 H). Streamlined.



GIANT BREED
(e.g., Great Dane, Mastiff)

Massive scale, often heavier bone structure. Proportions may appear blockier.

BIRD BODY PROPORTIONS GUIDE

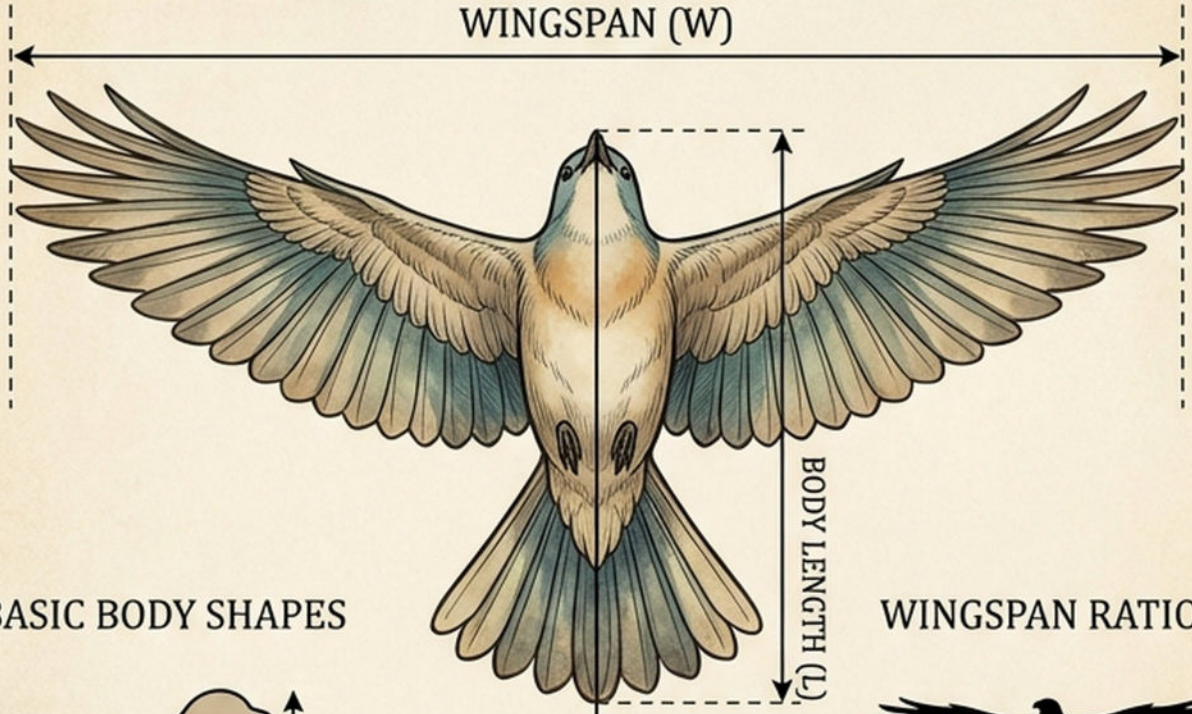

BASIC BODY SHAPES



Passerine
(Small)

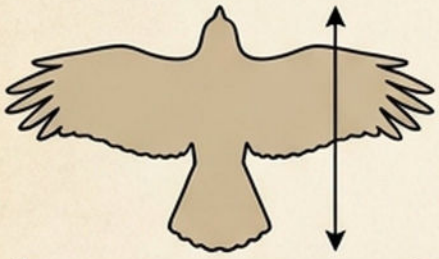

Raptor
(Large, Broad)



Waterfowl
(Long, Oval)

WINGSPAN TO BODY RATIO:
2:1 to 3:1
(Varies by Species)

WINGSPAN RATIOS



High Aspect Ratio
(Long, Narrow)



Low Aspect Ratio
(Short, Broad)

PROPORTIONS GUIDE

Head to Body	Generalized 2:1 to 3:1	
Wing Chord to Body	Generalized 2:1 to 3:1	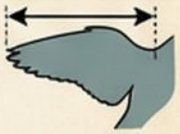
Tail Length to Body	Generalized 2:1 to 3:1	

RABBIT BODY PROPORTIONS GUIDE

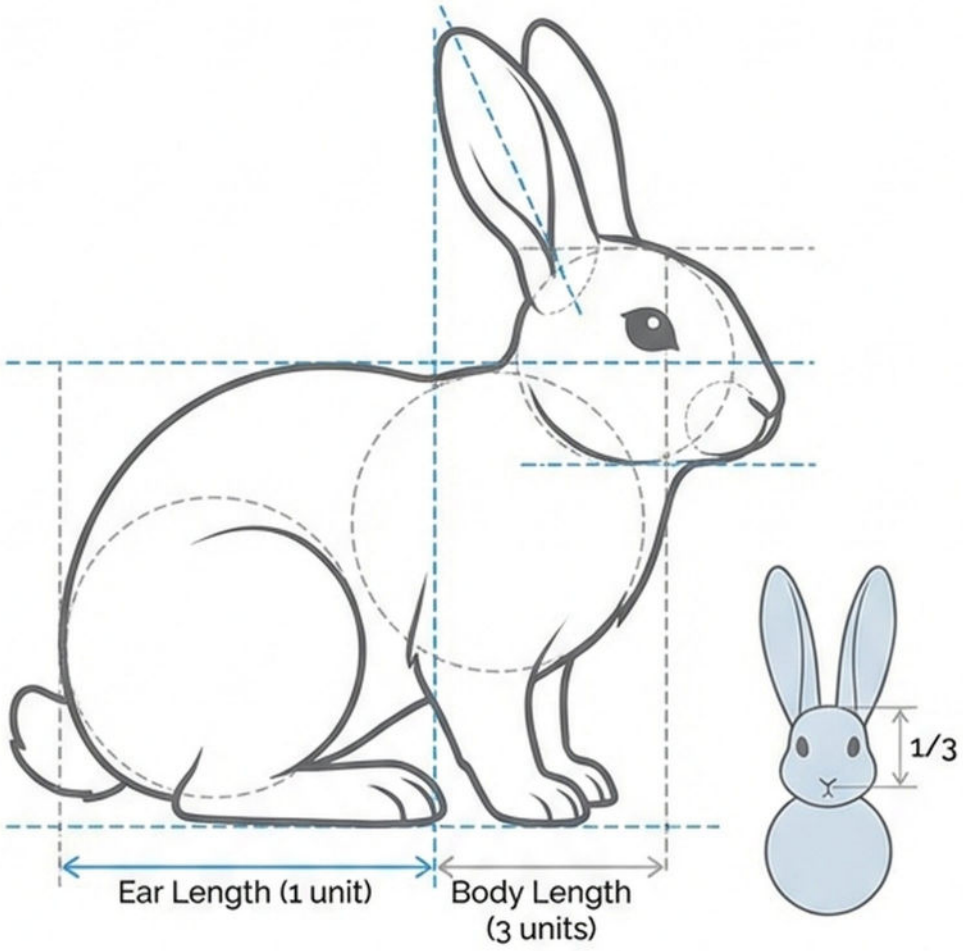

FLUFFY FORM GUIDELINES



Artsydee.com

HORSE BODY PROPORTIONS GUIDE

HEAD-TO-BODY RATIO

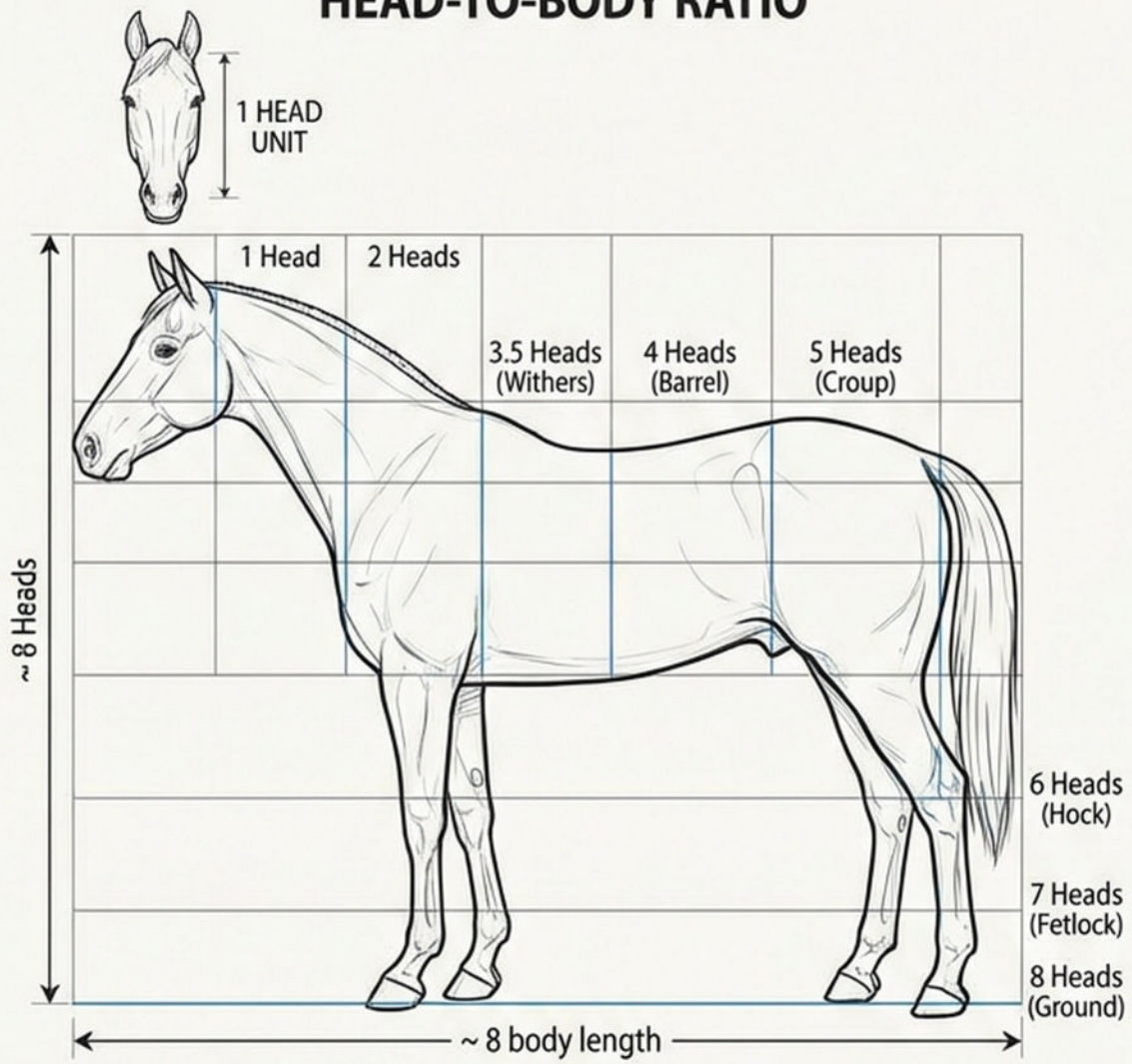

LEG LENGTH GUIDELINES

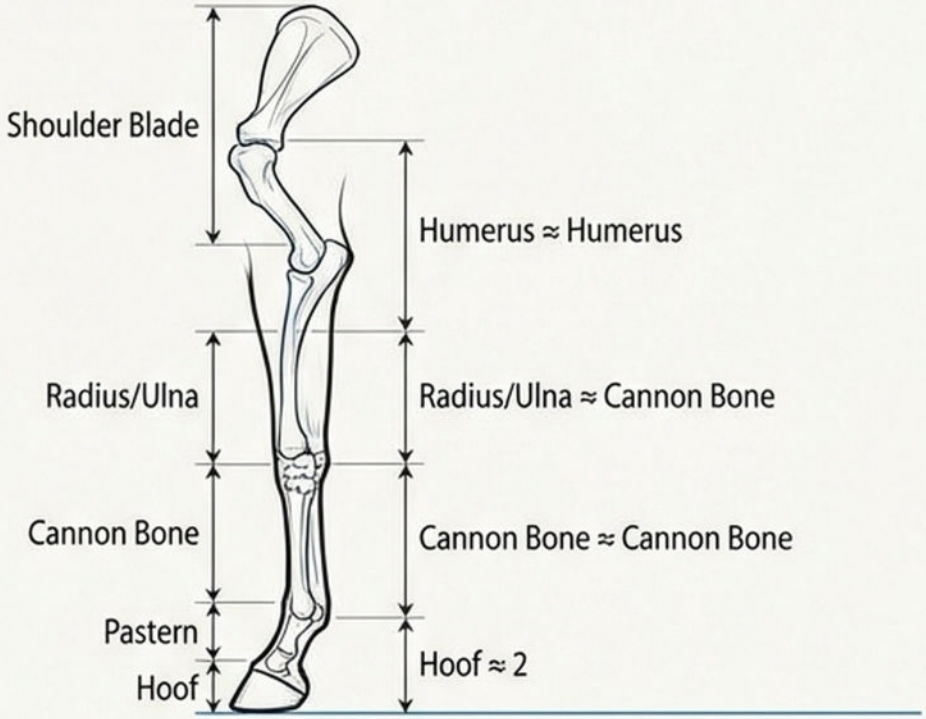

FISH PROPORTIONS

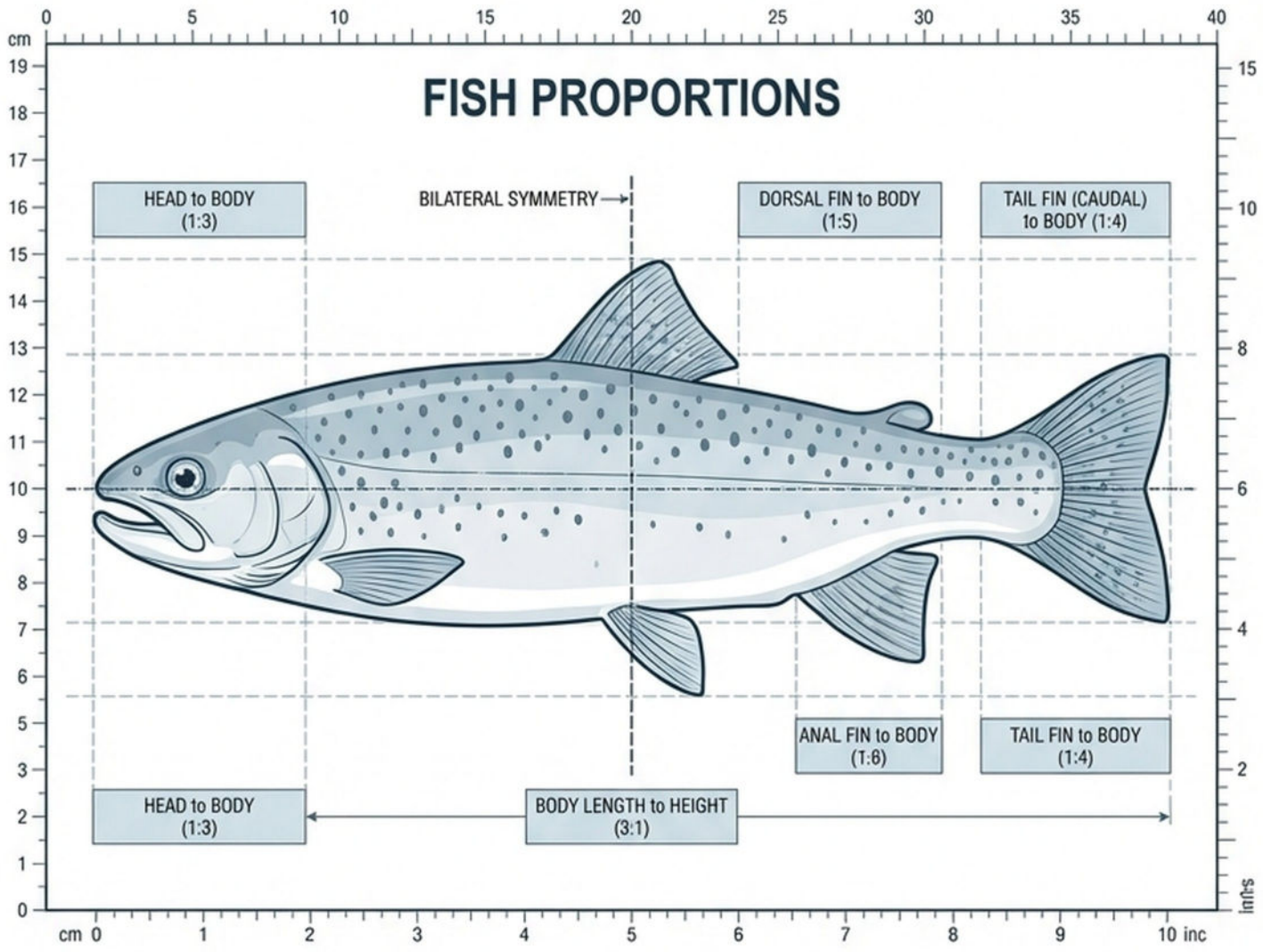

BUTTERFLY PROPORTIONS

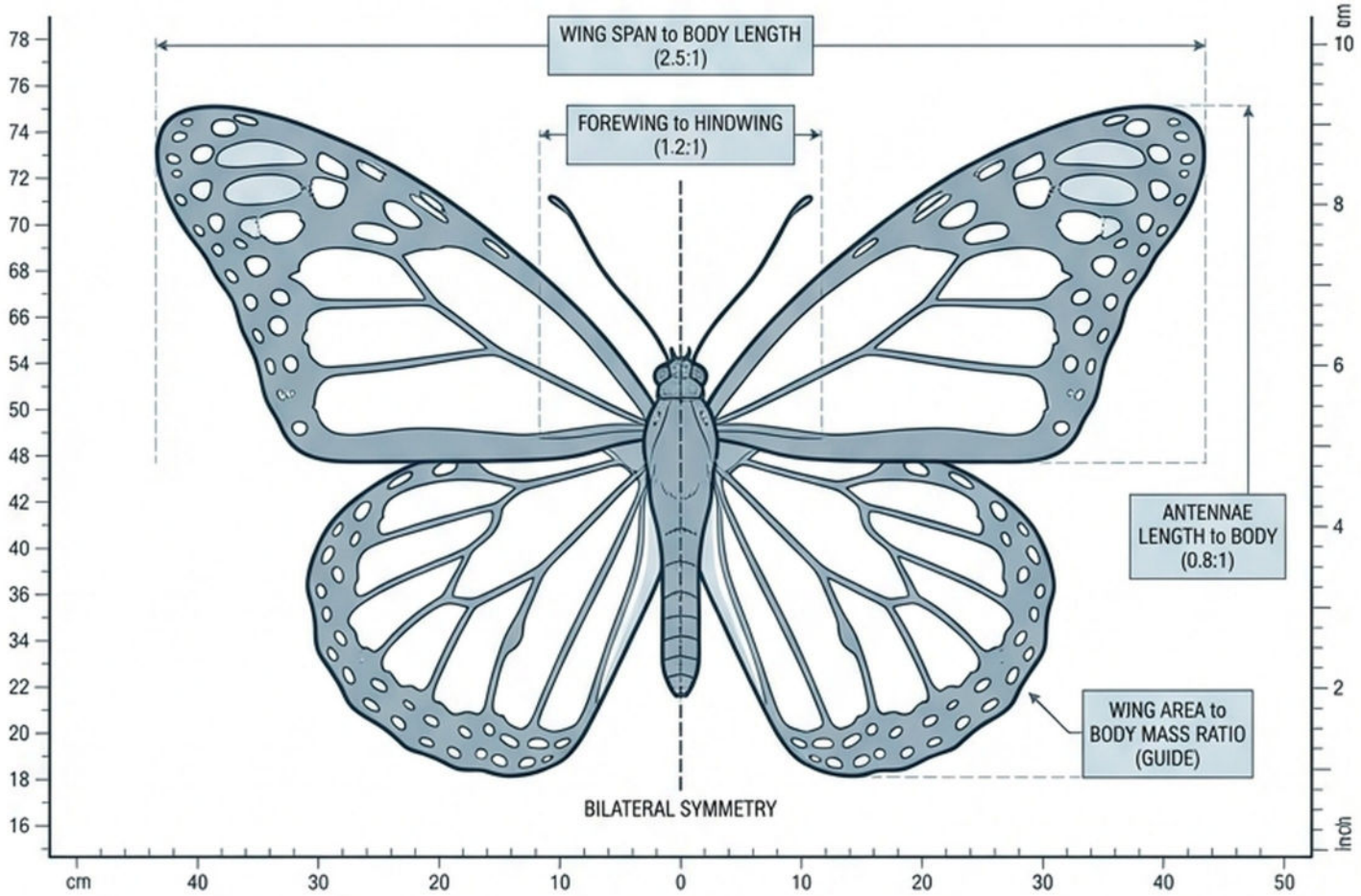

Artsydee.com

Enjoyed this guide?

Want More Like This?

Join My Patreon!

* Exclusive tutorials & templates
* Monthly art resources
* Full printable library access
* Behind-the-scenes content
* Early access to new guides

patreon.com/Artsydee

Your support helps me create more free resources like this one!

Thank you for being part of
the Artsydee community!

Thank You!

Thank you for downloading this free resource. I hope it helps you on your creative journey!

Let's Stay Connected!

Pinterest pinterest.com/artsydee
Discover pins & inspiration

YouTube youtube.com/@artsydee
Watch tutorials & speed paints

Website artsydee.com
Read blog posts & grab freebies

Patreon patreon.com/Artsydee
Get exclusive art resources

Happy creating!

Dee x

© Artsydee.com | For personal use only